








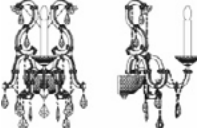
QUEEN OF ROSES

| Photo | Cod. | Description | Size (cm) |
|---|---------|--|-------------------------------|
|  | 9000B21 | Chandelier - Queen of Roses 24+18+12xE14max 40 W+ 6+6+3xLED 1,2 W | Ø200 cm H140 cm 150 Kg |
|  | 9000B05 | Oval Chandelier - Queen of Roses 42xE14 max 40 W+12xGU10 35 W | 240x120 cm H 300 cm 250 Kg |
|  | 9000B17 | Chandelier - Queen of Roses 36+27+18xE14 max 40 W+ 6+3+3+1xLED 1,2 W | Ø240 cm H 260 cm 300 Kg |




| Photo | Cod. | Description | Size (cm) |
|---|---------|--|----------------------------|
|  | 9000B19 | Chandelier - Queen of Rose 28+21+14xE14 max 40 W+ 7+7+1+3xLED 1,2 W | Ø180 cm H 260 cm 250 Kg |
|  | 9000B20 | Chandelier - Queen of Roses 32+24+16xE14 max 40 W+ 4+4+1+3xLED 1,2 W | Ø220 cm H 220 cm 210 Kg |
|  | 9000Q01 | Ceiling Lamp - Queen of Roses 4xLED 3,6 W | Ø50 cm H60 cm 8 Kg |




QUEEN OF ROSES

| <i>Photo</i> | <i>Cod.</i> | <i>Description</i> | <i>Size (cm)</i> |
|---|-------------|---|----------------------------|
|  | 9000P01 | Floor Lamp - Queen of Roses 6xE14 max 40 W + 4+3xLED 1,2 W | Ø76 cm H 186 cm kg 40 |
|  | 9000L01 | Table Lamp - Queen of Roses 6xE14 max 40 W+7xLED 1,2 W | Ø56 cm H 98 cm 14 Kg |
|  | 9000B18 | Chandelier - Queen of Roses 18+12+6xE14 max 40 W+ 5+1+1xLED 1,2 W | Ø135 cm H 140 cm 130 Kg |

| <i>Photo</i> | <i>Cod.</i> | <i>Description</i> | <i>Size (cm)</i> |
|---|-------------|--|----------------------------|
|  | 9000B27 | Chandelier - Queen of Roses 30xE14 max 40 W+7xLED 1,2 W | Ø110 cm H 120 cm 130 Kg |
|  | 9000A01 | Wall Lamp - Queen of Roses 3xE14 max 40 W + 1+2xLED 1,2 W | 56x38 cm H.70 cm 6 Kg |
|  | 9000A02 | Wall Lamp - Queen of Roses 1xE14 max 40 W + 1+2xLED 1,2 W | 38x38 cm H 70 cm 4 Kg |

QUEEN OF ROSES

| <i>Photo</i> | <i>Cod.</i> | <i>Description</i> | <i>Size (cm)</i> |
|---|-------------|---|---------------------------|
|  | 9000A03 | Wall Lamp - Queen of Roses 2xE14 max 40 W + 1+2xLED 1,2 W | 56x37 cm H 70 cm 4 Kg |
|  | 9000B06 | Chandelier - Queen of Roses 6xE14 max 40 W + 3+3xLED 1,2 W | Ø76 cm H 86 cm 16 Kg |
|  | 9000B15 | Chandelier - Queen of Roses 15+10+5xE14 max 40 W+ 5+1+1xLED 1,2 W | Ø115 cm H 120 cm 50 Kg |

| <i>Photo</i> | <i>Cod.</i> | <i>Description</i> | <i>Size (cm)</i> |
|---|-------------|--|--------------------------|
|  | 9000A05 | Wall Lamp - Queen of Roses 5xE14 max 40 W + 1+2xLED 1,2 W | 56x38 cm H 70 cm 8 Kg |
|  | 9000B07 | Chandelier - Queen of Roses 12xE14 max 40 W + 3+3xLED 1,2 W | Ø115 cm H.86 cm 35 Kg |
|  | 9100B01 | Chandelier - Queen of Roses 12xE14 max 40 W | Ø80 cm H 120 cm 40 Kg |